




Connectors > RF Coax Connectors > RF Connectors



RF Interface: **SMA**

RF Connector Style: **Jack**

RF Connector Mated Outer Diameter (Approximate): **6.35 mm [.25 in]**

Impedance: **50 Ω**

Compatible With RF Cable Type: **Fujikura 0.8D-QEV**

Features

Product Type Features

Connector Product Type	Connector Assembly
RF Interface	SMA
RF Connector Style	Jack
Compatible With RF Cable Type	Fujikura 0.8D-QEV
Connector System	Cable-to-Board
Sealable	No
Connector & Contact Terminates To	Wire & Cable

Configuration Features

Number of Positions	1
Number of Coaxial Contacts	1

Electrical Characteristics

Impedance	50 Ω
-----------	------

Body Features

Cable Connector Orientation	Straight
Body Material	Stainless Steel
Body Material Finish	Passivated

Contact Features

RF Connector Center Contact Underplating Material	Copper
RF Connector Contact Configuration	Captivated Contacts

Ferrule Plating Material	Nickel
Crimp Type	Compression
Ferrule Material	Copper Alloy
RF Connector Center Contact Plating Material	Gold
RF Connector Center Contact Material	Beryllium Copper

Termination Features

Termination Method to Wire & Cable	Crimp
------------------------------------	-------

Mechanical Attachment

Panel Attachment Style	Rear Mount
RF Connector Coupling Mechanism	Snap-On
Connector Mounting Type	Panel Mount
RF Contact Captivation Method	Mechanical
Detent	Without

Dimensions

Product Length	20.7 mm[.815 in]
RF Connector Mated Outer Diameter (Approximate)	6.35 mm[.25 in]

Usage Conditions

Operating Temperature Range	-65 – 165 °C[-85 – 329 °F]
-----------------------------	----------------------------

Operation/Application

Operating Frequency	12.4 GHz
---------------------	----------

Packaging Features

Packaging Method	Bag
------------------	-----

Other

Lockwasher Material	Stainless Steel
Dielectric Material	PTFE Fluorocarbon

Product Compliance

[For compliance documentation, visit the product page on TE.com>](#)

EU RoHS Directive 2011/65/EU	Not Yet Reviewed
EU ELV Directive 2000/53/EC	Compliant with Exemptions
China RoHS 2 Directive MIIT Order No 32, 2016	Restricted Materials Above Threshold
EU REACH Regulation (EC) No. 1907/2006	

Current ECHA Candidate List: JUNE 2022
(224)

Candidate List Declared Against: JUN 2016
(169)

SVHC > Threshold:
Not Yet Reviewed

Halogen Content

Low Bromine/Chlorine - Br and Cl < 900 ppm per homogenous material. Also BFR /CFR/PVC Free


Solder Process Capability

Not applicable for solder process capability

Product Compliance Disclaimer

This information is provided based on reasonable inquiry of our suppliers and represents our current actual knowledge based on the information they provided. This information is subject to change. The part numbers that TE has identified as EU RoHS compliant have a maximum concentration of 0.1% by weight in homogenous materials for lead, hexavalent chromium, mercury, PBB, PBDE, DBP, BBP, DEHP, DIBP, and 0.01% for cadmium, or qualify for an exemption to these limits as defined in the Annexes of Directive 2011/65/EU (RoHS2). Finished electrical and electronic equipment products will be CE marked as required by Directive 2011/65/EU. Components may not be CE marked. Additionally, the part numbers that TE has identified as EU ELV compliant have a maximum concentration of 0.1% by weight in homogenous materials for lead, hexavalent chromium, and mercury, and 0.01% for cadmium, or qualify for an exemption to these limits as defined in the Annexes of Directive 2000/53/EC (ELV). Regarding the REACH Regulations, TE's information on SVHC in articles for this part number is still based on the European Chemical Agency (ECHA) 'Guidance on requirements for substances in articles' (Version: 2, April 2011), applying the 0.1% weight on weight concentration threshold at the finished product level. TE is aware of the European Court of Justice ruling of September 10th, 2015 also known as O5A (Once An Article Always An Article) stating that, in case of 'complex object', the threshold for a SVHC must be applied to both the product as a whole and simultaneously to each of the articles forming part of its composition. TE has evaluated this ruling based on the new ECHA "Guidance on requirements for substances in articles" (June 2017, version 4.0) and will be updating its statements accordingly.

Also in the Series | **AMP SMA**




Battery Holders(1)



Between Series Adapters(1)




Coax Terminators(1)



In-Series Adapters(11)



Rack & Panel Ferrules & Inserts(1)



RF Cable Assemblies(2)



RF Connector Hardware(2)



RF Connector Launchers(8)



RF Connector Shrouds(3)



RF Connectors(297)

Documents

Product Drawings

[2034 5164 02](#)

English

CAD Files

[3D PDF](#)

3D

Customer View Model

[ENG_CVM_CVM_1329975-1_A.2d_dxf.zip](#)

English

Customer View Model

[ENG_CVM_CVM_1329975-1_A.3d_igs.zip](#)

English

Customer View Model

[ENG_CVM_CVM_1329975-1_A.3d_stp.zip](#)

English

By downloading the CAD file I accept and agree to the [Terms and Conditions](#) of use.

Product Specifications

[Application Specification](#)

English

[Crimping Hybrid Mini Drawer Connector Power Line Contact](#)

English